ISLINGTON
SUSTAINABILITY
NETWORK

The Islington Business Climate Resilience Toolkit

A toolkit for businesses addressing decarbonisation, adaptation, and community.

Developed by:

LOVE DES/GN STUD\O

SHADE THE UK

Supported by:

ISLINGTON

This toolkit is a resource designed to help organisations face the realities of climate change head-on.

It supports businesses to decarbonise by reducing reliance on fossil fuels, adapt to a changing climate, and work with communities to build collective resilience and long-term sustainability.

What this toolkit offers

Developed for the Islington Sustainability Network (ISN) by Love Design Studio with support from Islington Council, this toolkit helps businesses of all sizes take practical steps toward building resilience against a changing climate. The toolkit will be reviewed annually by the steering committee of the ISN. The ISN will also host an open event each year to discuss and feed into the toolkit.

It offers a simple way to assess your exposure to climate risks, prioritise actions, find sector-specific advice, and access practical measures you can implement.

It is not a tailored, site-specific strategy and does not replace engineering assessments, financial modelling, legal advice, or ongoing support.

For more tailored advice please contact:

climateresilience@lovedesignstudio.co.uk

The toolkit

This easy-to-use toolkit helps businesses, from high-street retailers to co-working architectural practices, find relevant climate resilience guidance. It starts with an overview of climate risks in Islington and key terminology, then covers the following six business sectors:

- Retail, Trade, Hospitality, Arts, Entertainment and Recreation
- Admin, IT, Finance and STEM
- Health, Social Work and VCSEs
- Education
- Manufacturing, Construction, Light Industry, Transport
- Other

Each section outlines tailored resilience measures for each sector and links to good practice resources.

The Self-Assessment Tool lets businesses analyse local climate risks, identify the most relevant ones, and prioritise practical actions.

Climate Challenges in Islington

Islington is a major employment hub, with 70% of residents working locally[1] and 97% businesses are either micro or small (i.e., they have less than 50 employees)[2]. These businesses face growing climate risk from flooding to heatwaves, such as in 2022 when 11 million labour hours were lost[3], leading to costs from damage, lost productivity, or reduced customers.

This toolkit shares case studies of adaptation measures that have saved money and strengthened business resilience.

Businesses in **Islington**

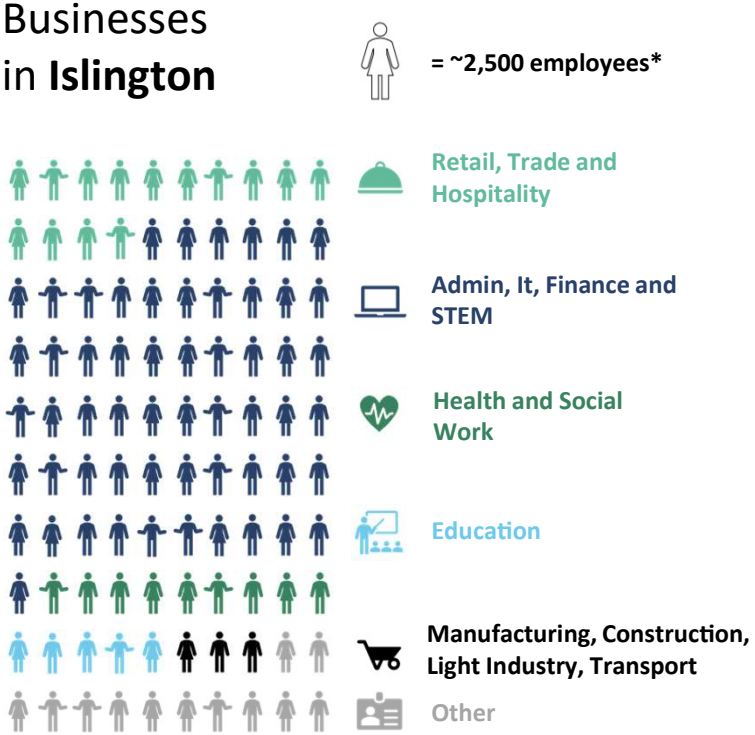

*Data taken from UK Office for National Statistics[10]

400

Islington commercial properties at risk of surface water flooding[11].

July 2021 floods caused

£100 million

in damages in London[8].



2025 **2050**

Islington can be up to 4**°C warmer** than rural areas due to the Urban Heat Island Effect [5].

£20 billion

of Islington's economy faces climate threats[13].

Climate Risks to Islington Workers. Businesses and Organisations

Most Islington businesses and workers face rising climate risks but are unprepared. Our survey found 80% of businesses and workers were affected by the 2022 heatwave and 50% by flooding in the past five years. Despite this, no one had Climate Action Plans and few had adaptation measures in place, such as weather protocols or shading.

Outdoor workers, such as those in construction, delivery, and waste, are especially vulnerable to climate change and are at risk of worsening their health, productivity, and business continuity.

Many do not see themselves at risk and small businesses often lack the means to adapt. Building resilience is essential to protect people, the local economy and critically ensuring long term viability of your organisation.

Resilience and long-term business continuity go hand in hand, through the identification of risks and scenario planning, organisations can ensure ongoing operation even in the face of challenging conditions conditions. Whether it is diversifying supply chains, developing response plans or investing in physical protection, increasing resilience will strengthen the future success of your business.

Climate Resilience
What is it?

Climate risks are the potential harms caused by climate change, while climate resilience is the ability to absorb or adapt to them.

This toolkit explores resilience through three components: Decarbonisation, Adaptation, and Community. Building resilience is essential for long-term business success, protecting interests, supporting growth, and ensuring continuity; especially in urban areas facing severe climate risks.

1. Decarbonise

Reduce reliance on fossil fuels such as oil and gas, which are depleting and continually increasing in price.

2. Adapt

Change the way we live, work, and care to help reduce the impact of climate change directly and indirectly.

3. Community

Utilising the support of communities and offering support to local communities, especially those who are most vulnerable to climate change.

How to use the toolkit

This toolkit helps businesses identify climate risks and plan simple, but effective, resilience measures. We have set this out into three sections:

A

Identify the risks

Identify key climate risks and their severity using the Climate Risk Self-Assessment.

B

Assess your resilience

Assess your current preparedness with the Climate Resilience Self-Assessment.

C

Review the measures

Review sector-specific and general guidance on decarbonisation, adaptation, and community.

Assessing (B) and Reviewing (C) measures should be reviewed annually to ensure they reflect any recent changes in circumstance, policy or local risks.

For a bespoke plan or review, please contact:
climateresilience@lovedesignstudio.co.uk

A

Climate Hazards
Identification

The following climate hazards have been identified that could directly or indirectly affect Islington businesses:

Direct climate hazards

FL – Flooding: extreme rainfall, including surface water flooding, basement flooding, and drainage system overload.

O – Overheating: extreme heat, affecting both outdoor environments and indoor workplaces, with risks from building overheating, equipment failure, and reduced worker productivity.

D – Drought: prolonged lack of rainfall, affecting water supply and increasing competition for resources.

Indirect climate hazards

E – Energy & Utilities: risks to energy-intensive or dependent businesses from power outages, grid strain during peak demand, and rising energy costs.

SC – Supply Chain: reduced availability of goods, materials, or services due to climate-related events locally or globally.

FI – Food Insecurity: reduced supply or higher prices caused by crop failures, livestock losses, and damage to food distribution infrastructure.

ID – Infectious Diseases: increased spread of diseases influenced by changing climate patterns, including heat-related health risks and vector-borne illnesses.

Climate Risk
Self-Assessment

The Climate Risk Self-Assessment chart helps you quickly evaluate climate impacts in Islington by multiplying likelihood and severity ratings, similar to health and safety risk assessments, to produce a Low, Medium, or High-risk score. An example from a local business is included overleaf.

Severity of Impact for your business

Climate Risk Matrix	1	2	3	4	5
5	Moderate	High	High	High	High
4	Moderate	Moderate	High	High	High
3	Low	Moderate	Moderate	High	High
2	Low	Low	Moderate	Moderate	High
1	Low	Low	Low	Moderate	Moderate

Likelihood of affecting your business

Increasing likelihood

Increasing severity

Self-assessment Example

An office-based company occupying a four-storey office with basement:

- Flooding: High likelihood (4) x High severity (4) = 16 (High risk)
- Overheating: High likelihood (4) x High severity (3) = 12 (High risk)
- Interrupted Supply Chain: Low likelihood (2) x Low severity (2) = 4 (low risk)

Climate Risk
Self-Assessment

Example

Cally Café is a small, family-run business on Caledonian Road in North London. Operated by non-English speakers, it has become a valued community hub serving coffee and homemade baked goods to customers across Islington. However, the changing climate poses serious risks to the family's livelihood and the café's future.

The café relies on a **basement** for storage and essential equipment, including refrigeration units and hot water tanks, and is located in a known **flood risk zone**.

Most of their food is stockpiled in this basement, and they typically have three or four different suppliers for each type of product to help safeguard supply.

Their business **insurance expired six months ago**, leaving them financially exposed to climate-related damage. With **no external shading**, the café is highly vulnerable during summer heatwaves, while an **outdated air conditioning unit** struggles to keep the space cool, affecting both customer comfort and staff wellbeing.

These challenges are compounded by language barriers, which make it harder for the owners to access available support or funding, leaving them reliant on local networks for information and assistance.

A

Climate Risk
Self-Assessment

Example

Using the Climate Risk Matrix, the owners assessed the potential impacts of the seven climate hazards on their business. Each hazard was scored for likelihood and severity and applied on the chart below.

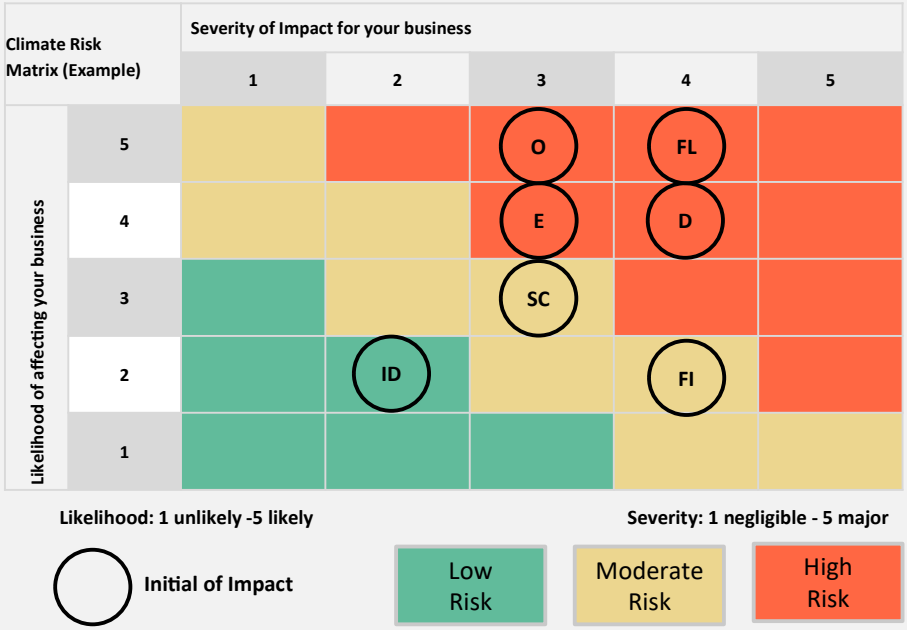

Climate Risk
Self-Assessment

Score 1–4, your business has a **low climate risk -** reassess your risks once a year.

Score 5–9, your business has a **medium climate risk** - start making a Climate Resilience Plan within the 1-2 years.

Score 10+, your business has a **high climate risk** - you should act now by creating and adopting a Climate Resilience Plan.

For example, Cally Café should renew its insurance, protect stock and equipment, and put together a bespoke Climate Resilience Plan as soon as possible.

Groups like the Islington Sustainability Network can offer advice and connect you to the right support.

Climate Risk Self-Assessment Tool	Level of Risk Identified		
	Low	Moderate	High
Flood			20
Overheating			15
Supply Chain Disruption		9	
Utilities and Energy Risk			12
Drought			16
Food Insecurity		8	
Infectious diseases	4		

Low Risk | Moderate Risk | High Risk

A

Climate Hazards
Self- Assessment

FL – Flooding
Likelihood: 5
Severity: 4
Risk Score: High 20

Surface water flooding could disrupt customers and staff, while basement flooding could damage essential equipment such as refrigeration units and hot water tanks, leading to costly repairs and long closures.

O – Overheating
Likelihood: 5
Severity: 3
Risk Score: High 15

Summer heatwaves can overheat the café, reducing customer comfort and staff productivity. Old air conditioning and refrigeration units are at risk of failure during extreme heat, potentially spoiling stock and halting service.

D – Drought
Likelihood: 4
Severity: 4
Risk Score: High 16

Water restrictions could disrupt cleaning, food preparation, and daily operations, posing a significant risk to service continuity.

E – Energy & Utilities
Likelihood: 4
Severity: 3
Risk Score: High 12

Local or national outages could close the café and spoil perishable goods. Rising energy costs, worsened by a low-efficiency gas boiler, threaten profitability.

SC – Supply Chain
Likelihood: 3
Severity: 3
Risk Score: Medium 9

Extreme weather may reduce customer numbers and disrupt ingredient deliveries, though reliance on local suppliers lowers the overall risk.

FI – Food Insecurity
Likelihood: 2
Severity: 4
Risk Score: Medium 8

Imported ingredients such as coffee beans could become harder to source or more expensive due to global climate impacts.

ID – Infectious Diseases
Likelihood: 2
Severity: 2
Risk Score: Low 4

While climate change may increase health risks, the café is well-prepared for lockdowns and similar disruptions, as demonstrated during COVID-19.

B

Climate Resilience
Self-Assessment

Now that you have understood the climate risks for your business, the next step is to identify the specific actions needed to prepare your business for climate resilience.

The questions in this tool may be tailored to your operations, but we have included an example with Cally Café overleaf and provided sector-specific guidance to help you get started. The sectors covered in the toolkit are: Retail, Trade, Hospitality, Arts, Entertainment and Recreation; Admin, IT, Finance and STEM; Health, Social Work and VCSEs; Education; Manufacturing, Construction, Light Industry and Transport; and Other.

Annual reviews of the self-assessment to appraise progress on the identified issues and actions.

For a bespoke plan or review, contact:
climateresilience@lovedesignstudio.co.uk

	Climate Resilience Self-Assessment Questions	Climate Hazard	Risk Level (H/M/L)	Risk Multiplier	Yes	In Part	No	Priority
1	Each question should address a practical or operational step your business can take to improve climate resilience. These can cover areas such as flooding, overheating, supply chain, energy, water, food security, and health. For example: “Do you have a flood risk assessment in place for your premises?” or “Are water-saving devices installed on site?”. Questions should be specific enough that a “Yes,” “In part,” or “No” answer clearly reflects your level of preparedness. The aim is to identify concrete actions that can be measured, scored, and prioritised for improvement.	**FL – Flooding** **O – Overheating** **D – Drought** **E – Energy & Utilities** **SC – Supply Chain** **FI – Food Insecurity** **ID – Infectious Diseases**	**High (H), Medium (M) Low (L) [taken from the Climate Risk Self-Assessment]**	**Low = x1** **Medium = x2** **High = x3**	**1**	**2**	**3**	**1-9**

1–3 (Low): Monitor/maintain; review annually.
4–6 (Medium): Plan and fund fixes; deliver within 3–12 months.
7–9 (High/ASAP): Fix urgently; start now (e.g., renew insurance, install shading).

B

Climate Resilience
Self-Assessment

	Climate Resilience Self-Assessment Questions	Climate Hazard	Risk Level (H/M/L)	Risk Multiplier	Yes	In Part	No	Priority
1	Do you have a flood risk assessment in place for your premises?	Flood	H	x3	1	2	3	9 High
2	Are all critical stock or goods stored above ground level or in flood-resilient storage?	Flood	H	x3	1	2	3	6 High
3	Does your business have ventilation, shading, or cooling strategies to prevent overheating?	Overheating	H	x3	1	2	3	6 High
4	Have you avoided supply chain delays linked to climate or weather-related events in the last 12 months?	Overheating	H	x3	1	2	3	9 high
5	Are your suppliers located in areas with low risk of drought or extreme weather?	Drought	H	x3	1	2	3	3 Low
6	Do you regularly track and review your energy use (e.g. electricity, gas) at least quarterly?	Utilities	M	x2	1	2	3	4 Medium
7	Have you implemented energy-saving measures such as LED lighting, efficient plant equipment, or sub-meters?	Utilities	M	x2	1	2	3	2 Low
8	Are water-saving devices (e.g. low-flow taps or leak detection) installed in your premises?	Drought	H	x3	1	2	3	9 High
9	Is your team trained to respond effectively to extreme weather events (e.g. floods or heatwaves)?	Overheating	H	x3	1	2	3	9 High
10	Do you mainly use locally sourced products to reduce reliance on distant suppliers?	Supply Chain	M	x2	1	2	3	2 Low
11	Does your business have a continuity plan for extreme weather or energy outages?	Overheating/ Flood/Drought	H	x3	1	2	3	9 high
12	Have you taken steps to reduce food waste or packaging waste in your operations?	Food Insecurity	L	x1	1	2	3	2 Low
13	Is your customer base and access to your business generally unaffected by extreme weather (e.g. heat, storms)?	Overheating/ Flood/Drought	H	x3	1	2	3	6 High
14	Are you part of a local business network or community that discusses climate and sustainability?	All	M	x2	1	2	3	6 High
15	Do you have insurance that specifically covers climate-related impacts such as flooding or business interruption due to extreme weather?	Overheating/ Flood/Drought	H	X3	1	2	3	9 High

1–3 (Low): Monitor/maintain; review annually.
4–6 (Medium): Plan and fund fixes; deliver within 3–12 months.
7–9 (High/ASAP): Fix urgently; start now (e.g., renew insurance, install shading).

C

Climate Measures

Sector – Specific Guidance

The following section provides practical, cross-sector guidance on how businesses can reduce their environmental impact, prepare for climate-related risks, and strengthen connections with the local community.

While each sector faces its own unique challenges, the principles of decarbonisation (cutting greenhouse gas emissions and reliance on fossil fuels), adaptation (preparing for the impacts of climate change), and community-led action (working together to support those most at risk) apply across all industries.

This guidance is relevant to the following sectors:

- **Retail, Trade, Hospitality, Arts, Entertainment and Recreation**
- **Admin, IT, Finance and STEM**
- **Health, Social Work and VCSEs**
- **Education**
- **Manufacturing, Construction, Light Industry, Transport**
- **Other business types not covered in the above categories**

By following the advice in this section, businesses can improve operational resilience, reduce costs, protect staff and customers, and contribute to a more climate-resilient Islington.

H&A Patisserie

As a patisserie, they bake onsite daily and their large oven and fridge units generate a lot of heat in the process. Increased indoor temperatures require these devices to work harder in order to maintain the required temperature or maintain efficiency. Since the awning installation, the Manager, Ammar Kharague, has noticed the cooler internal temperatures and positive feedback from customers who enjoy the shaded outdoor seating.

Retail, Trade, Hospitality, Arts, Entertainment and Recreation

Businesses in this sector are directly exposed to the challenges posed by climate change.

They are especially affected by flooding, overheating, and transport disruption that impact operations and customer behaviour.

Decarbonise

Most emissions from the UK retail sector come from making and disposing of products. Many customers (79%) now prefer products that are good for people and the planet[17]. You can help reduce emissions by:

1. Planning your approach before speaking to suppliers
2. Asking suppliers for information on their emissions
3. Keeping track of progress and sharing results

Your premise, whether a shop, venue, or workspace, consume energy, which in turn generates greenhouse gas emissions. You can lower these by:

- Reducing the amount of energy you need for heating, cooling, and lighting
- Switching from gas or oil to cleaner electric systems for heating and hot water
- Improving insulation, windows, and doors so less energy is wasted.

These steps cut bills, reduce reliance on fossil fuels, and make your space more comfortable for staff and customers. Full guidance is on page 31.

Further Resources

- SWEEP's A Guide to supply chain decarbonisation for retail-specific tips.
- British Retail Consortium (2023)- Climate Action Roadmap
- J Sarra (2022) Retail Route to Net Zero Emissions

Retail, Trade, Hospitality, Arts, Entertainment and Recreation

Adapt

Retail, trade, hospitality, arts, entertainment, and recreation depend on physical spaces, customer visits, and reliable supply chains; all of which are vulnerable to climate change. Extreme heat, flooding, and rising energy costs can disrupt operations and increase expenses. Acting now helps protect businesses, safeguard staff, and keep customers coming back.

Retail businesses reported the widest range of impacts from the 2022 heatwave: tiredness, less productive staff, fewer customers, and supply chain issues.

Shops with south-facing glass frontages or no cooling are most at risk. Business can adapt by adding external shade and ensuring that spaces are well ventilated and cooled. See page 32 for full guidance.

Ground-floor or basement premises may face surface flooding, yet most retailers surveyed had no plan. Reduce risk by signing up for alerts, checking insurance, and knowing your flood risk. See page 33 for details.

Climate change will affect energy prices and supply. Strengthen your energy strategy, see page 34 for more information.

Community

Through joining local business groups, you can connect with like-minded businesses and further develop your climate change resilience action and policies.

If you are already part of a business group, elect a sustainability champion for your group. For the full guidance, go to page 37.

Local retail business groups include the Angel Bid, Central District Alliance, Cally Traders Association and the Archway Town Centre Group. For full guidance, go to page 38.

Finally, support local community action that supports people most vulnerable to climate change. For the full guidance, go to page 38.

33%

of retail properties in Britain are at risk of flooding[18].

Admin, IT, Finance and STEM

In a sector powered by data and connectivity, any disruption associated with climate can lead to major consequences.

Resilience helps bolster business continuity and protect key infrastructure.

Decarbonise

Administrative, IT, Finance, and STEM service providers rely heavily on energy to run server rooms, power office equipment, and heat or cool buildings. Much of this energy still comes from fossil fuels, which drive climate change and expose businesses to rising energy costs. Cutting energy demand and switching to cleaner sources will lower emissions, reduce bills, and make businesses more resilient.

Server rooms housing IT equipment often need cooling. Follow Energy Star's guide to cut energy use.

Choose local suppliers to reduce transport emissions and support the community. Buy second-hand or refurbished electronics to lower the impact of making new products. See page 31 for more.

Improve heating and cooling efficiency, switch to all-electric systems, and add insulation to waste less energy. Plan upgrades so your building can connect to Islington's expanding low-carbon heat network. See page 31 for more.

Extra help – The Science Based Targets initiative has specific guidance for the FinTech sector.

Coworking

Better Space Islington collaborates with local suppliers, the Fixing Factory, and nearby gardens to promote circular practices, improve repair skills and urban biodiversity within Islington.

Community climate sessions and a member-led gardening club help to build practical knowledge on sustainability and resilience within the borough.

Admin, IT, Finance and STEM

Adapt

Surveyed Admin, IT, Finance, and STEM businesses reported minor but noticeable impacts from the 2022 heatwave, including reduced customer numbers, staff unable to attend work, and lower productivity. Offices with large south-facing windows, limited shading, or no active cooling are particularly vulnerable.

Businesses can adapt by reducing indoor heat with shading, solar film, better ventilation, and night cooling. Flexible working during heatwaves—while keeping offices open for those without cooling—helps maintain productivity. Sharing simple tips, like using fans well and closing blinds at peak heat, also supports comfort.

High-risk businesses should formalise these measures in a Heatwave Response Policy. Love Design Studio's Too Hot to Work policy sets a benchmark for when conditions in the workplace become unsafe or unproductive due to heat.

For practical overheating adaptation strategies, both for workplaces and homes see shadetheuk.co.uk and their Overheating Adaptation Guides.

Some businesses also face flooding. Ground-floor offices are most at risk—adapt by signing up for flood alerts, checking insurance, and training staff for emergencies. See page 34 for more and refer to existing ICT sector climate adapt to climate change.

Community

Join a business group, such as the Islington Sustainability Network or Angel BID, to stay informed on climate resilience and share knowledge.

If already a member, consider appointing a sustainability champion.

You can also make a real difference by supporting local charities and initiatives that help residents most at risk from extreme heat, flooding, or energy insecurity. This could include fundraising, offering professional skills pro-bono, or partnering with groups to deliver resources during climate-related events. In doing so, your business not only protects its own resilience but also strengthens the safety net for the entire borough, see pages 34-36 for details.

£14m

In unexpected IT costs from outages of two data centres in 2022 heatwave [17]

"An energy audit is a valuable document when we speak to potential funders about our environmental strategy."
Sue Collins, Finance and Officer Manager

Caxton House Community Centre

In 2021, triple-glazed windows and skylights were installed throughout the building in order to make it suitable for a renewable heat solution.

The windows the building into an energy efficient and healthier space, one which could become a trailblazer for other community buildings in Islington.

Health and Social work

Providing direct support to those most vulnerable to impacts, this sector is critical to the functioning of a healthy society.

Resilience is vital for the protection of the community of Islington, not just for business operation.

Decarbonise

The UK health and care sectors account for 4–5% of national carbon emissions, most from supply chains[18] .

The NHS's 2020 Net Zero Report recommends measures such as:

- *Reducing single-use plastics*
- *Metal instrument reprocessing*
- *Device reuse and refurbishment*
- *Reduced use of paper*
- *Reduced food waste*
- *Process and product innovation*
- *Switch to bio-based polymers*
- *Switch to plant-forward diets."*

(see page 32 for full guidance).

Around 15% of NHS emissions come from buildings and 14% from transport [19]. Businesses can cut building emissions by switching to low-carbon heating and hot water (e.g., heat pumps), improving insulation, and optimising building management. In Islington, upgrades should be future-proofed for connection to the expanding low-carbon heat network (see page 31 for details).

Islington are growing their heat network capacity, building upgrades should be future proofed for connect to low-carbon heat networks.

Health and Social work

Adapt

Businesses in the health sector are highly vulnerable to climate change. Beyond direct impacts on staff and infrastructure, they may also face surges in demand from climate-related health issues.

The 2022 heatwave shut down data centres at Guy's and St Thomas' Hospitals, highlighting that health facilities remain highly vulnerable[21]. Every organisation in the sector should have a thorough hot weather policy and response plan, with clear steps for protecting both staff and patients. This should be backed by a full audit of all cooling systems and equipment to confirm they can meet demand during extreme heat, prioritising areas and individuals most at risk. Alongside mechanical cooling, passive measures, such as; solar window film, external shading, and ventilation, should be implemented to reduce heat build-up, cut reliance on active cooling, and ease pressure on energy demand during hot weather (see page 33).

Although Islington is more susceptible to surface water flooding, it is worth noting that past floods, such as the 2013 coastal flood in Boston, Lincolnshire, disrupted urgent and routine care and spread pathogens like norovirus and hepatitis [22]. Adapt by signing up for flood alerts, checking insurance, and training staff for emergencies (see page 34).

Climate change will affect energy costs and supply. Strengthen your energy strategy (see page 36).

Community

Health workers' close links with the community provide an opportunity to gather feedback on how climate change affects local health, for example, through surveys on heat stress or flooding, and use this to strengthen services.

Community connection is also vital when rehousing patients discharged from hospital or care settings, ensuring they are moved into safe, healthy environments that protect them from risks like overheating or damp.

Proper training for staff is essential so they can identify climate-related hazards in people's homes, signpost support, and safeguard vulnerable individuals. Health workers can also raise awareness by offering sustainability training, sharing climate resources in public areas, and partnering with local groups.

Consider joining Greener Practice to support sustainable healthcare, and the Islington Sustainability Network to share your expertise.

See page 36 for full guidance.

Education

The education sector plays a vital role in equipping children with knowledge about climate change, developing green skills for the workplace of the future.

Resilience is crucial in keeping educational institutions operating, no matter the circumstances.

Decarbonise

With rising energy bills and the urgent need to tackle climate change, schools and education instiutions have a clear incentive to cut their carbon emissions. Decarbonising operations not only reduces running costs but also helps protect students and staff from the impacts of extreme weather. From energy use and transport to supply chains and outdoor spaces, every action can make a difference.

Cut emissions by switching to all-electric heating and power, and electrifying school transport. Future-proof building upgrades for Islington's expanding low-carbon heat network (see page 31).

This includes everything from food and stationery to IT equipment, playgrounds, and kitchen appliances. Source locally to cut transport emissions and buy second-hand or refurbished items to reduce embodied carbon (e.g., via Back Market). Plan your approach, work with suppliers to track emissions, and monitor progress (see page 28).

Replacing artificial turf with natural planting can help absorb carbon, improve soil health, and support biodiversity. Woodland, shrubs, and native grasses not only store carbon but also cool the surrounding area and reduce the urban heat island effect. Artificial turf can also raise local temperatures by up to 4°C [25]. Opt for woodland, shrubs, or native grass to cool the area and reduce the urban heat island effect [27].

Interested in becoming a case study for the education sector?

Contact: climateresilience@lovedesignstudio.co.uk

Education

Adapt

The education sector survey found that the Capital City College Group experienced minor financial impacts from the 2022 heatwave, mainly due to increased operational costs. Under the Department for Education's Sustainability and Climate Change Strategy, all education settings must have a sustainability lead and a Climate Action Plan in place.

Rising temperatures and more frequent heatwaves pose a particular risk to young children under four, who sweat less, have faster metabolisms, and therefore overheat more quickly[28]. Schools can reduce overheating by installing solar window film, adding external shading such as shutters, and using night-time ventilation to release trapped heat. Creating shaded outdoor teaching areas and adjusting timetables to start and finish earlier during hot weather can also help protect pupils and staff. See page 32 for full guidance.

With over 60 schools in Islington and existing local flood risks, the threat of disruption is significant, flooding in 2007 led to 400,000 [29] lost school days across England. Preparing for this risk is essential. See page 34 for full guidance.

Community

Schools are well-placed to educate the Islington community on climate change and resilience. Embed climate topics across all ages and link lessons to green skills and jobs, helping close the UK's green skills gap.

Use free resources from WWF and the British Red Cross, and base teaching opportunities on climate risks identified in your self-assessment, involving students in shaping long-term adaptation plans.

Work with other schools and local councils to boost climate resilience and extend education beyond students by offering sustainability training to staff and community groups and sharing resources in public spaces (see page 35 for full guidance).

"Power Up North London is a fantastic, independent grassroots organisation in Camden, which is pioneering a new model for combating climate change by empowering local residents to play part in reducing carbon emissions and developing strong community resilience.",

Sir Keir Starmer

Manufacturing, Construction, Light Industry, Transport

As sectors often associated with significant environmental impact, manufacturing, construction, and light industry have a unique opportunity to pave the way in adaptation.

This could be through implementation of physical adaptation across their sites and actively engaging their supply chains in environmental responsibility.

Decarbonise

In 2023, 14% of UK greenhouse gas emissions came from industrial fuel use and 12% from agriculture [31]. In Islington, this could include businesses in food and drink manufacturing, printing, furniture-making, textiles, or construction supply chains. If your business makes products or relies on goods with a high environmental impact, you can help the climate by tracking your yearly carbon emissions, providing Environmental Product Declarations (EPDs) for your products, and using water efficiently, making sure that any water you discharge is clean.

Consider certifications such as ISO 14001, FSC Certification, or corporate net-zero schemes for a structured approach. See page 28 for full guidance.

You can cut emissions and lower running costs by taking steps to significantly reduce your reliance on fossil fuels. This includes upgrading to highly efficient LED lighting, replacing gas or oil heating with electric systems powered by renewable energy, and improving insulation to reduce heat loss. Installing solar panels or connecting to Islington's expanding low-carbon heat network can further cut energy bills. Smart building controls, regular equipment maintenance, and heat recovery systems can also help you use less energy while keeping your premises comfortable and productive.(see page 27).

Further Guidance

Refer to Science Based Targets Standards and Guidance.

Manufacturing, Construction, Light Industry, Transport

Adapt

Climate change will increasingly affect manufacturing, construction, light industry, and transport, and workers' rights must be a priority, especially with longer hot periods and more frequent heatwaves. Businesses should have clear labour policies to protect staff during extreme heat, including safe working conditions, rest breaks, and adjusted hours.

It will also impact industries like food production, with shifting growing seasons and more weeds and pests [32]. All sectors will face higher costs and delays to maintain safety and standards in production, storage, transport, and distribution, along with risks to energy security (see page 32).

Ground-floor factories, particularly those handling hazardous materials, face flood and contamination risks. Adapt by signing up for flood alerts, checking insurance, and training staff for emergencies (see page 33).

Rising temperatures can harm employees, equipment, and products. Reduce risks with solar window film, external shading, and night-time cooling, and adjust work hours to avoid peak heat (see page 32).

Community

As a manufacturing business, you have the ability to make a meaningful impact on your local community. This can include reducing emissions to protect air quality, improving site landscaping to support biodiversity, and minimising water use, especially before and during drought, to help ensure fair distribution.

Large manufacturers, in particular, are well-placed to invest in local projects, share resources, and support charities working with those most vulnerable to climate change.

Such actions not only strengthen community resilience but can also build goodwill and enhance your business reputation. See page 36 for local charities to partner with.

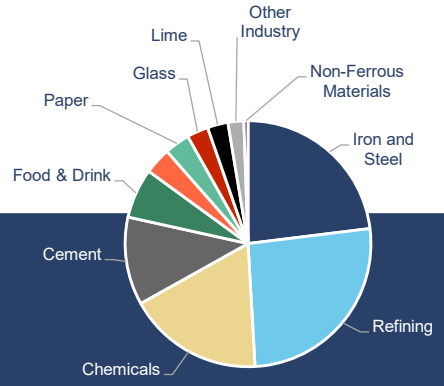

Figure 3: Proportion of greenhouse gas emissions by sector (Data from Department for Energy Security and Net Zero[31])

Other

Creative
Culture
Leisure
Sport

Businesses do not always fit in neat categories. Islington has an eclectic mix of complex and diverse organisations who work across sector.

Organisations that operate in this way should focus on developing a Climate Resilience Plan, to ensure climate response is proportionate to your unique organisation.

Decarbonise

If your company operates across several sectors covered in this toolkit, go through all the relevant sections to create a comprehensive Climate Resilience Plan. If you are a small, publicly accessible business, we recommend following the guidance for Retail, Trade, and Hospitality on page 11. If you are a mainly office-based business that doesn't fit into the outlined sectors, see the recommendations for Admin, IT, Finance, and STEM on page 13.

To reduce emissions from your premises, carry out an energy audit to understand where improvements can be made, then take steps such as replacing lightbulbs with efficient LEDs, switching to electric heating, and improving insulation. Seek professional advice to identify the most cost-effective and impactful measures (see page 27 for full guidance). To build a more sustainable supply chain, plan internally before contacting suppliers, work with them to gather data on greenhouse gas emissions and monitor and report your progress (see page 28 for full guidance).

- If your businesses is energy-intensive or has a highly polluting supply chains focus on Decarbonisation
- If your business is a ground floor, includes a basement and is in need of refurbishment focus on Adaptation.
- If your business serves local communities and is reliant on local businesses focus on Community.

Islington Sustainability Network can help support your business in addressing the multi-faceted risks and opportunities. Reach out!

Arsenal Football Club

Other

Creative
Culture
Leisure
Sport

Adapt

Rising temperatures and more frequent heatwaves will increase heat stress risks for all businesses.

Every organisation should have a thorough hot weather policy and response plan, backed by an audit of cooling systems and equipment to ensure they can meet demand during extreme heat, especially in areas serving those most at risk. Alongside mechanical cooling, passive measures such as solar window film, external shading, and night-time ventilation can reduce heat build-up, cut reliance on active systems, and ease pressure on energy demand (see page 33).

Ground-floor premises are particularly vulnerable to surface flooding, adapt by signing up for flood alerts, checking insurance cover, and training staff for emergencies (see page 33).Climate change will also affect energy costs and supply, so strengthen your energy strategy (see page 34).

Insurance providers are likely to play a growing role in climate resilience, with premiums, cover limits, and eligibility increasingly tied to the measures businesses take to reduce risk.

Community

Joining local business groups allows you to connect with like-minded organisations, share best practices, and strengthen your climate resilience strategies. See page 34 to identify the group most relevant to your sector. If you are already a member, consider appointing a sustainability champion to lead environmental initiatives within your network (see page 35 for guidance).

For businesses with a high environmental impact, contributing to local environmental projects and supporting charities that assist those most affected by climate change can deliver meaningful benefits for the community. Details of local charities can be found on page 36.

If your business regularly interacts with local residents, you can play a valuable role in raising awareness about climate change through education and outreach activities. See page 37 for full guidance.

Appendix A

The next section provides a comprehensive list of actions referenced in both the sector-specific guidance and the appendices.

These tables can be used to:

1. **Review the actions relevant to your business.**
2. **Prioritise your next steps in the path to climate resilience.**
3. **Provide a framework for a Climate Resilience Plan.**

We encourage you to review these measures and consider them in parallel of the outputs from the Climate Risk Self-assessment and Climate Resilience assessment tools.

The measures are not exhaustive, or specific to your organisation, but will serve as a first step in implementing the measures in this toolkit.

To aid decision making, we have provided a qualitative scoring of high/medium/low in terms of potential impact, and resource intensity of implementing the measures.

The actual level of impact and resource required will be dependant on the specifics of your business.

Matrix of Measures (Decarbonise)

Measures	Climate-risk Benefit	Resource required	Potential level of impact	Suitable for your business?	Next steps?
Improve efficiency of plant equipment	Utilities and energy	**High** cost **Low** time commitment	High		
Undertake energy audits	Utilities and energy	**Low** cost **Low** time commitment	Medium		
Review building management systems (heating system, hot water usage, programming plant equipment)	Utilities and energy	**Low** cost **Medium** time commitment	Medium		
Install renewable energy solutions (Photovoltaic solar panels)	Overheating Utilities and energy	**High** cost **Medium** time commitment	High		
Make building fabric improvements	Overheating Utilities and energy	**High** cost **High** time commitment	Medium		
Improve lighting equipment (100% LED lighting, install occupancy and dimming sensors)	Utilities and energy	**Low** cost **Low** time commitment	Low		
Install sub meters for energy data collection and analysis	Utilities and energy	**Medium** cost **Low** time commitment	Low		
Review business transport and travel policies	Utilities and energy	**Low** cost **Low** time commitment	Medium		
Encourage sustainable travel of employees, customers, and service users	Utilities and energy	**Low** cost **Low** time commitment	Low		

Mark the measures above with one of the following responses, depending on what sector your business is in:

✓ Can implement/ already implemented

✗ Not possible

○ Maybe/Requires further consideration

Matrix of Measures (Decarbonise cont.)

Measures	Climate-risk Benefit	Resource required	Potential level of impact	Suitable for your business?	Next steps?
Review energy procurement	Utilities and energy	**Low** cost **Medium** time commitment	Medium		
Introduce work-from-home/flexible working policies	Utilities and energy Infectious diseases	**Low** cost **Low** time commitment	Low		
Supply chain auditing and procurement policy review	Utilities and energy	**Low** cost **Medium** time commitment	Medium		
Collect data from supply chain on emissions	Supply chain disruption	**Medium** cost **High** time commitment	High		
Monitor and analyse business emissions	Utilities and energy	**High** cost **High** time commitment	Medium		
Work with sustainable suppliers and local suppliers	Supply chain disruption	**Medium** cost **Low** time commitment	Medium		
Review business transport and travel policies	Utilities and energy	**Low** cost **Low** time commitment	Medium		

Mark the measures above with one of the following responses, depending on what sector your business is in:

✓ Can implement/ already implemented

✗ Not possible

○ Maybe/Requires further consideration

Matrix of Measures (Adaptation)

Measures	Climate-risk Benefit	Resource required	Potential level of impact	Suitable for your business?	Next steps?
Lower occupancy limits during periods of hot weather	Overheating Utilities and energy Infectious diseases	**Low** cost **Low** time commitment	High		
Install air tempering units and / or mechanical ventilation with heat recovery	Overheating	**High** cost **High** time commitment	High		
Review ventilation profiles, ensuring these are adapted during periods of hot weather	Overheating	**Low** cost **Low** time commitment	Medium		
Install insulation to maintain internal temperatures during hot and cold periods	Overheating Utilities and energy	**High** cost **High** time commitment	Medium		
Install green or blue roof to improve drainage and cool buildings	Overheating Flooding	**High** cost **High** time commitment	High		
Check existing drainage, install sustainable urban drainage solutions	Flooding	**High** cost **Medium** time commitment	High		
Lower occupancy limits during periods of hot weather	Overheating Utilities and energy Infectious diseases	**Low** cost **Low** time commitment	High		

Mark the measures above with one of the following responses, depending on what sector your business is in:

✓ Can implement/ already implemented

✗ Not possible

○ Maybe/Requires further consideration

Matrix of Measures (Adaptation)

Measures	Climate-risk Benefit	Resource required	Potential level of impact	Suitable for your business?	Next steps?
Review measures in the Shade the UK Overheating Adaptation Guide	Overheating	**Low** cost **Low** time commitment	Low		
Window replacement with low g-value glazing	Overheating Utilities and energy	**High** cost **High** time commitment	High		
Install solar window film	Overheating Utilities and energy	**Low** cost **Medium** time commitment	Medium		
Install internal shutters and blinds	Overheating Utilities and energy	**High** cost **Low** time commitment	High		
Install large plants in internal and external areas to lower temperatures in hot spells	Overheating Utilities and energy	**Low** cost **Low** time commitment	Low		
Reduce internal gains from equipment, using LED lights and high efficiency electronic goods	Overheating Utilities and energy	**Low** cost **Medium** time commitment	Low		

Mark the measures above with one of the following responses, depending on what sector your business is in:

✓ Can implement/ already implemented

✗ Not possible

○ Maybe/Requires further consideration

Matrix of Measures (Adaptation)

Measures	Climate-risk Benefit	Resource required	Potential level of impact	Suitable for your business?	Next steps?
Sign up to flood warnings and appraise current flood risk using Government tools	Flooding	**Low** cost **Low** time commitment	Medium		
Develop a flood plan using best practice guides	Flooding	**Low** cost **Medium** time commitment	High		
Review existing insurance policies focused on flood, explore improving coverage if flood is a major concern	Flooding	**Low** cost **Medium** time commitment	Medium		
Train staff in emergency response and ensure any existing emergency plans are updated and in line with current level of risk	Flooding	**Low** cost **Medium** time commitment	High		
Install emission free backup generation systems, such as battery storage or uninterrupted power supply systems	Utilities and energy Flooding	**High** cost **Medium** time commitment	High		
Install on-site renewables with storage	Utilities and energy	**High** cost **High** time commitment	High		
Upgrade or install building management systems that can reduce demand during periods of disruption	Utilities and energy	**High** cost **High** time commitment	High		
Review nearby community energy schemes to improve local resilience	Utilities and energy	**Low** cost **Medium** time commitment	Medium		

Mark the measures above with one of the following responses, depending on what sector your business is in:

✓ Can implement/ already implemented

✗ Not possible

○ Maybe/Requires further consideration

Matrix of Measures (Adaptation cont.)

Measures	Climate-risk Benefit	Resource required	Potential level of impact	Suitable for your business?	Next steps?
Develop response plans and scenario plan for power outages, allowing business to continue operation in the face of power supply issues	Utilities and Energy	**Low** cost **Low** time commitment	Medium		
Review working patterns and remote working policies, making allowances for periods of disruption	Overheating Flooding Infectious diseases	**Low** cost **Medium** time commitment	High		
Train staff in emergency response associated with extreme weather	Overheating Flooding	**Low** cost **Medium** time commitment	High		
Collaborate with landlords, neighbours and energy suppliers. Discussing their own resilience plans and how efforts can be combined.	All	**Low** cost **Medium** time commitment	Medium		
Share good practice with local businesses and communities	All	**Low** cost **Low** time commitment	Medium		
Review best practice guidance such as the Adaptation to Climate Change Guide	All	**Low** cost **Low** time commitment	Medium		
Review the Islington Community Energy Fund which can be used by organisations with charitable aims.	Utilities and energy	**Low** cost **Medium** time commitment	Medium		
Review energy related assets and their level of protection to physical hazards, such as flood and overheating	Utilities and energy Overheating	**Low** cost **Medium** time commitment	Medium		
Review cooling capacity of critical infrastructure (i.e., refrigeration units and server rooms)	Utilities and energy Overheating	**Low** cost **Medium** time commitment	High		

Mark the measures above with one of the following responses, depending on what sector your business is in:

✓ Can implement/ already implemented

✗ Not possible

○ Maybe/Requires further consideration

Matrix of Measures (Community)

Measures	Climate-risk Benefit	Resource required	Potential level of impact	Suitable for your business?	Next steps?
Directly support your community, working with the most vulnerable members of society through outreach, donations or other support.	All	**Medium** cost **Medium** time commitment	Medium		
Work with local environment and sustainability organisations such as **Islington Environmental Alliance (IEA).**	All	**Low** cost **Low** time commitment	Medium		
Run training sessions with your employees and community to educate them about climate change and the risks it poses to them.	All	**Low** cost **Medium** time commitment	High		
Contacting local community groups, such as community and leisure centres, churches and mosques, and offer them a place in participating in any climate resilience training you offer to your employees.	All	**Low** cost **Low** time commitment	High		
Providing resources to support your community through unexpected weather events: set up free-access cool spaces where people can access water and shade during heat waves. Explain why you have decided to take this action, including predictions of increasing heat wave risk over time.	Overheating	**Low** cost **Medium** time commitment	High		

Mark the measures above with one of the following responses, depending on what sector your business is in:

✓ Can implement/ already implemented

✗ Not possible

○ Maybe/Requires further consideration

Matrix of Measures (Community)

Measures	Climate-risk Benefit	Resource required	Potential level of impact	Suitable for your business?	Next steps?
Join the London Resilience Forum **here**.	All	**Low** cost **Low** time commitment	Low		
Review the existing Islington Business Communities and join the one that meets the needs of your business	All	**Low** cost **Medium** time commitment	High		
Take part in upcoming community events in the area that are focused on sustainability	All	**Low** cost **Medium** time commitment	Medium		
Organise community days and partnership events to share experiences with other businesses	All	**Low** cost **Medium** time commitment	Medium		
Elect a sustainability champion to be a spokesperson of your organisation, attending events and collaborating with outer champions	All	**Medium** cost **High** time commitment	High		

Mark the measures above with one of the following responses, depending on what sector your business is in:

✓ Can implement/ already implemented

✗ Not possible

○ Maybe/Requires further consideration

Appendix B

The Appendices provide further detail to support businesses in taking meaningful action on climate resilience.

These sections offer deeper implementation guidance, case examples, and signposting to trusted resources and partners.

They include:

- **Adaptation – Strategies to manage the impacts of climate change, including flood protection, overheating mitigation, drought resilience, and business continuity planning.**
- **Decarbonise – Practical measures to improve energy efficiency and switch to renewable energy sources to reduce the reliance on fossil fuels.**
- **Community – Opportunities to collaborate with local networks, councils, and community groups to strengthen collective resilience, share knowledge, and build social support systems during extreme weather events.**

Climate change adaptation measures are adjustments in response to climate impacts to prepare and reduce the level of impact. For businesses, this means assessing which climate impacts most likely cause issues and then identifying what measures are most suitable as a response. This section provides a detailed suite of actions and measures which can be implemented to address climate risks to businesses in Islington, specifically overheating, flooding, energy, and drought.

Adapt

Overheating

As temperatures rise globally, it has become clear the UK's building stock is simply not built for hot weather. Recent efforts to improve the existing building stock has focussed on insulation and improving energy efficiency; this does not necessarily deal with the impacts of hotter summers and longer heat spells associated with climate change.
Buildings can experience overheating issues across the year, but when summers are expected to regularly exceed 40°C more regularly in the future, this is an issue that needs an immediate response.
For businesses, overheating issues may lead to:

- Risk of health issues for staff and employees
- Lower productivity,
- Building maintenance issues (i.e., air conditioning systems failing).

Overheating in a building is often a symptom of poor ventilation and excess heat gain. The Shade the UK Overheating Adaptation Guide details 42 measures to reduce the risk of overheating, many of these will be relevant for businesses.

Glazing and Solar Gain

Businesses with high levels of glazing will have increased temperatures due to solar gain. Businesses in the **Retail, Trade, Hospitality, Arts, Entertainment and Recreation** and **Admit, IT, Finance and Stem** will typically have glazed frontages or high proportion of glazing in offices spaces. Solar gain can be reduced by:

- Window replacement with lower g-value
- Solar window film
- Internal shutters and blinds

Reduce Internal Heat Gain

Internal heat gain can be caused by occupancy, people, and heat generated by electrical equipment (i.e., computing equipment). **Retail, Trade and Hospitality** and **Education,** and **Health and Social Work Sectors** are most likely to be impacted by this due to high occupancy and equipment needs. Internal heat gains be reduced by:

- Optimising energy efficient equipment (i.e., LEDs)
- Where possible lower occupancy levels, lowering maximum permissible occupancy when internal temperatures meet a set limit.
- Installation of blinds.
- Indoor plants.

Ventilation

Fresh air and high air change rates reduce the risk of overheating significantly. Improving the efficacy of ventilation will also improve indoor air quality and have a positive impact on wellbeing and productivity.

- Increase ventilation rates during hot spells
- Maximise natural ventilation where possible, especially in areas with cross ventilation potential.
- Installation of air tempering units and mechanical ventilation and heat recovery systems.

Building Owners

The majority of adaptation measures can be implemented by both landlords and tenants, with many options being focussed on operations or installed internally.

There are measures that can be implemented by building owners:

- Installed storm management systems that decrease risk of surface water flooding.
- Installation of permanent external shading and shutters.
- Implementation of Green infrastructure such as Green Walls and Green/Blue Roofs to increase drainage and provide natural cooling.

Flooding

Prevention

Given increased precipitation predicted by the Met Office during winters, you should prepare your business for flooding, especially if you are a ground-floor publicly accessible business. The average cost for a business of flooding is £82,000,[35] through loss of stock, business disruption and impacts on insurance, therefore it is essential that preventive measures be prioritised over reactive measures.

Start by signing up to receive flood warnings by phone, email or text here.

It is highly recommended that you go through The Flood Hub's Business Flood Planning Guide and fill in their Business Flood Plan Template to develop your business's flooding policies.

Check your business's long-term flood risk level here.

Insurance

At any risk level, make sure to keep a copy of any important documents, such as insurance documents, on external hard drives.

If you are at medium or high risk, consider taking further steps to ensure your business's resilience to flooding.

If you are a landlord, make sure your commercial property insurance includes flood protection.

If you are a tenant, ask your landlord if their commercial property insurance includes flood protection. Check your lease to find if your landlord recharges for building insurance premiums if you ask them to include flooding in the property insurance to better prepare your business financially for flooding.

Note that commercial property insurance would not cover your business's stock, equipment or other possessions.

If you are in a high flood risk zone, you might consider purchasing targeted Parametric Flood Insurance or Business Contents Insurance with flood coverage.

Explore your insurance options through the following providers:

- FloodFlash offers Parametric Flood Insurance recommended by the UK Green Building Council
- Sutcliffe & Co.
- Towergate Insurance
- Hicox
- Axa

Emergency

If you are at immediate risk, call the **Environmental Agency Floodline** at **0345 988 1188**.

If your street is flooding, turn off electrical, gas and water supplies before water enters your place of business.

If your street is flooding and your business has floors above the ground-floor, take your belongings, especially hazardous materials, electronic files and paper files, to upper floors. If you are a ground-floor business, take important belongings off the floor, putting them on top of tables or shelves.

You can also purchase flood barriers online to prevent your property from flooding in an emergency. Given that flood water can come in through toilets, make sure to block your toilet doors in addition to external doors with the flood barriers.

For current flood risk levels, click here.

It is essential that your employees know the course of action they should take in cases of emergency. Therefore, share your Business Flood Plan with them and make sure they all know how to turn off office gas, water and electrical supplies.

Businesses are highly reliant on energy supply and utility infrastructure to function. Any interruption to power supply has major implication on business continuity, operational costs and even safety.

As the climate changes the likelihood of supply issues will only increase owing to extreme weather events and growing energy demand. The following adaptation measures will increase your company's resilience to power disruption:

Enhance Energy Strategy Resilience

- Install emission free backup generation systems, such as battery storage or uninterrupted power supply systems.
- Install on-site renewables.
- Install building management systems that can effectively reduce demand during periods of grid disruption,

Community Energy Schemes

- Explore opportunities to connect with community energy schemes, improving local resilience by using shared energy generation and microgrids.
- Islington have a Community Energy Fund which can be used by organisations with charitable aims. Further information here.

Climate Proof Infrastructure

- Ensure energy related assets are protected by physical hazards. Review the flood risk in your area and consider the siting of electrical equipment.
- Review cooling capacity and temperature set points, ensure regular maintenance on any critical cooling equipment.

Drought and Water Scarcity

- Ensure energy related assets are protected by physical hazards. Review the flood risk in your area and consider the siting of electrical equipment.
- Review cooling capacity and temperature set points, ensure regular maintenance on any critical cooling equipment.

Policy and Operational Decisions

- Scenario planning for outages is critical. Ensure business continuity plans include specific consideration of power supply issues.
- Review flexible working policies in these periods. Power supply issues can sometimes be local, and hybrid working may allow business operations to continue.
- Work with staff and train them in responding to these events and any steps to reset power or switch to back up.

Collaborate with Energy Providers, Landlords, Local Community

- Raise any potential risks with landlords and discuss means of reducing impacts through building improvements.
- Speak with your energy provider about their own resilience plans and risk prevention.
- Consider co-investment with installation of backup energy systems.
- Review cooling capacity and temperature set points, ensure regular maintenance on any critical cooling equipment.
- Share good practice with local communities and other businesses.

Signposting

- If you are part of the Energy and Utility industry, BRS has an Adaptation to Climate Change Guide specific to said industry. If you are in regular contact with a company of said sector through your supply chain, consider signposting them to this resource.

Decarbonise

Decarbonising focuses on actions that reduce greenhouse gas emissions in order to limit global warming. For businesses, this means lowering emissions associated with activities of the business, including procurement, operations, and financing.

Decarbonising isn't just about cutting emissions, it's a strategic move that strengthens a business's ability to compete and thrive in a changing climate.

For example, businesses can build climate resilience by reducing exposure to future risks as economies shift toward low-carbon models, such as through carbon taxes and stricter regulations. It also strengthens climate resilience by lowering reliance on fossil fuels, making business operations more stable and less vulnerable to energy price spikes or supply disruptions.

This section provides a suite of actions and measures which can be implemented to reduce emissions associated with business activities.

Emissions are often broken down into Scope 1, 2 and 3 emissions. These are defined in the Vision 2030: Building Net Zero Carbon Islington by 2030 document as below.

1

Scope 1

Emissions that occur directly from business activities.
Example: gas boilers to heat your company building or company-owned car emissions.

2

Scope 2

Emissions that indirectly occur from using electricity within the workplace.
Example: electricity used in your business is taken from the power grid, which is likely fueled by gas or coal.

3

Scope 3

Scope 3 emissions account for emissions not covered by Scopes 1 and 2 and generally accounts for the majority of emissions by a business.
Example: emissions from employees commuting to work by car.

Indicative Breakdown of Sources of Emissions

The area of each rectangle represents the weighting attributed to carbon emissions associated to that source. For businesses, Scope 1 emissions will be highly dependent on building energy demand. Therefore, potential mitigation will be dependent on building ownership and/or tenancy agreements.

This guide will split mitigation measures by Scope, and for Scope 1 emissions specifically, this will be further split by whether a business owns their building or occupies it as a tenant. The key themes of mitigation measures will be consistent across sectors, but the importance and efficacy in terms of their overall emission reduction will vary considerably.

The SME Climate Hub provide free online resources for measuring and reducing carbon emissions for small and medium-sized enterprises.

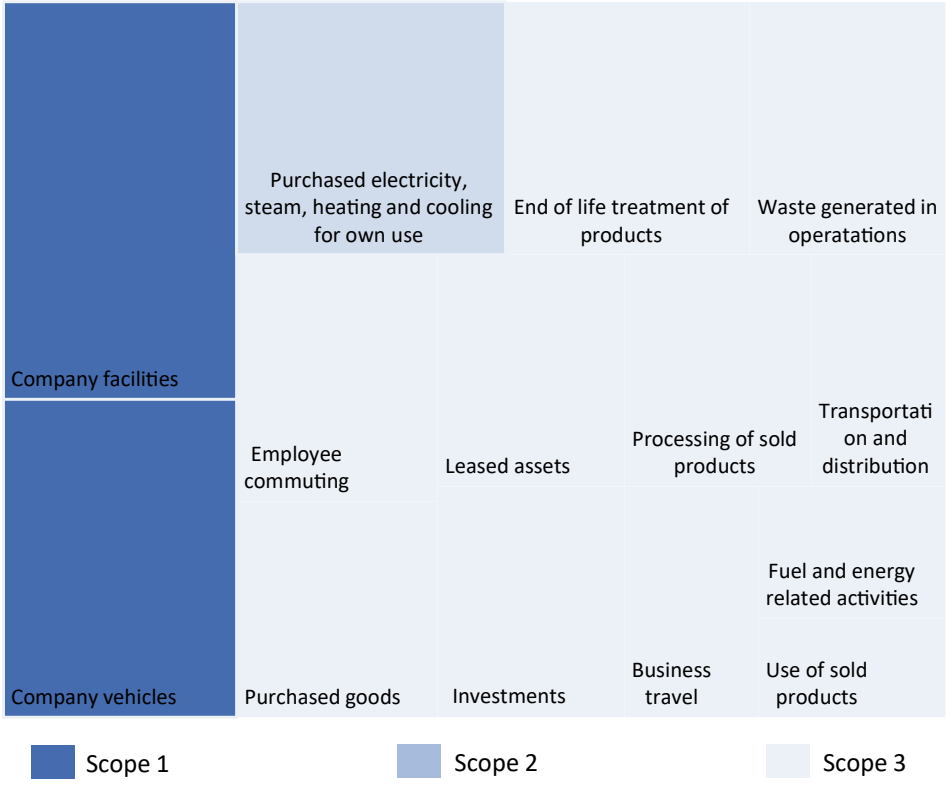

Reducing Scope 1 and 2 Emissions
For Building Owners

Further Resources

Improving the energy performance of your building is often the most sustainable means of decreasing Scope 1 emissions associated with a business. Guidance for commercial buildings can be found within the UKGBC's 'Delivering Net Zero: Key Considerations for Commercial Retrofits'.

The Historic England have detailed guidance on carrying out energy efficient measures if your business is in a listed building or conservation area.

The Green Lease Toolkit is another useful tool for building owners looking to collaborate with tenants to lower emissions.

Building owners are in a strong position to influence and improve their building across all the listed categories below.

The SME Climate Hub provide free online resources for measuring and reducing

Refer to Islington Council's Draft Retrofit Handbook and Draft Climate Action Supplementary Document for decarbonisation methods for buildings and businesses.

Renewable Energy and Electricity Generation

Direct generation of electricity can significantly lower emissions and improve resilience to power supply issues. As buildings move towards net-zero and electrification, this will only become more critical. Emissions can be decreased by the installation of Photovoltaic solar panels (PV) on south facing roofs and flat roofs. Islington council offers resources for businesses to improve their energy efficiency, including grants for small businesses to improve their energy efficiency and grants for large-scale measures to save energy and reduce carbon emissions. Additionally, Power Up North London are a key ISN member and may be able to support businesses in installation of PV.

Heating and Hot Water Systems

Emissions associated with space heating and hot water make up 37% of total UK emissions. Landlords can decrease emissions by:

- Installation of high efficiency plant equipment, such as heat pumps. Islington have detailed guidance around planning constraints associated with Heat Pumps.
- Installation of smart Building Management Systems to control operational patterns.
- Ongoing maintenance and management of plant equipment.
- Connect to an existing heat network. The London Heat Map illustrates where the heat networks are located in London.

Fabric Improvements and Air Tightness

Improving air tightness and insulation allows for efficient heating and cooling of a building to reduce the requirement for fossil fuels. Fabric improvements may include:

- Internal or external wall insulation.
- Installation of secondary glazing or improved windows.
- Glazing repair and care in conservation areas.

Ventilation and Cooling

Ventilation is critical to regulate humidity and ensure good indoor air quality. Poorly ventilated spaces can increase the need for cooling, which in turn increases your reliance on fossil fuels.

- Upgrade to more efficient heating and cooling solutions.
- Installation of Mechanical Ventilation and Heat Recovery systems.
- Review of existing ventilation systems for issues, leaks, and operational efficacy.

For Building Owners and Tenants

Energy Management

The US Environmental Protection Agency have a detailed guideline document for Energy Management that suggests the use of the Plan > Do > Act > Check framework.

Lighting

- Installation of high efficiency LEDs.
- Implementation of occupancy and daylight dimming sensors.
- Maximise natural lighting.

Policy and Energy Campaigns

- Implement work from home policies where possible
- Elect sustainability champions to encourage energy awareness and good practice.

Business Transport

- Phase out vehicles with combustion engines

Sub-Metering and Data Gathering

- Install to sub-meters to support understanding of energy usage and change behaviour
- Use smart metering for continuous monitoring
- Install a visual display showing energy usage
- Track monthly and annual usage patterns

Energy Procurement

- Scope 2 emissions are dependent on the purchase and consumption of energy.
- Using community energy systems and heat networks.
- Exploration of use of battery storage to store electricity during low demand periods.
- Whilst any reduction in energy consumption will indirectly lower Scope 2 emissions, changing procurement of energy to 100% renewable sources can drastically reduce emissions.
- Gather confirmation of energy generation through Renewable Energy Certificates.

Reducing Scope 3 Emissions

Scope 3 emissions vary considerably from business to business. This toolkit will not detail the potential approaches to lowering Scope 3 emissions, this will potentially require a detailed and bespoke assessment, but the following first steps should be taken.

Calculate Scope 3 Emissions

Follow guidance to calculate Scope 3 Emissions: Technical Guidance for Calculating Scope 3 Emissions.

Establish Goals and Targets for Emission Reduction

Specific goals will allow for a targeted approach to lowering Scope 3 emissions. Targets should be set for each source of emissions and actions plans developed to meet these targets.

Prioritise Key Sources of Emissions

Whether emissions are associated with supplier emissions, use of sold products or transportation across supply chain, the key sources of emissions should be identified.
Once identified, efforts should focus on the sources of the highest emissions.

Commit to Long Term Reporting and Measuring

Reporting and ongoing measurement of emissions will increase accountability and transparency of your business.

Case Study: Arsenal Football Club

Arsenal were the first club to sign up to the UN Sports for Climate Action Framework in 2020 and have shown commitment to lowering emissions across all three scopes. They have committed to the following:

By 2030
Reduce Scope 1 and 2 greenhouse gas emissions by 42% (compared to 2021 levels).
Reduce the intensity of Scope 3 emissions by 52%.

By 2040
Reduce Scope 1 and 2 greenhouse gas emissions by 90% (compared to 2021 levels).
Reduce the intensity of Scope 3 emissions by 97%.

Supply Chain Emissions

Addressing supply chain emissions is a key step in building a climate-resilient business. Operational emissions are easier to measure and manage, but reducing emissions generated across a supply chain requires close engagement with suppliers.

- Collect data from suppliers using a robust and regular system.
- Set coordinated efforts and targets between your organisation and your suppliers to work to together. This allows for collective progress and more transparent reporting.

Plan internally prior to contacting supply chain businesses

- Calculate your own scope emissions to understand the significance of Scope 3 within it.
- Determine which of your suppliers compose 80% of your Scope 3 emissions and their level of sustainability engagement to determine which suppliers to start your engagement with.
- Choose a program manager to oversee the engagement.
- Establish a system for collecting, storing, and analysing supplier greenhouse gas data.

Work with Suppliers to Collect Information on Greenhouse Gas Emissions

- Communicate the importance of collecting this data and offer training resources that can help them understand sustainability and the emissions calculation process.

Monitor and Report Progress

- Track your scope 1, 2 and 3 emissions over time and report them transparently to stakeholders, including suppliers.
- Monitor your suppliers' progress over time and collaborate to support their emissions' reduction.
- Evaluate the effectiveness of current practices and update your strategy using best practices and regulations.

Sustainable suppliers
Consider opting for local suppliers who offer sustainable products. Hempcrete, for example, is a biobased alternative to concrete which sequesters carbon.[33] If a contractor were to substitute concrete for hempcrete in their projects, they would significantly reduce their scope 3 emissions.

A retail business, on the other hand, could reduce their scope 3 emissions through selling primarily plant-based snacks and food, given that meat production has a significant impact on the environment.[34]

In addition to providing your business with more sustainable options, going for sustainable suppliers will provide your business with allies across your supply chain who have the same values as your business does.

Waste Management

Considering the full life-cycle of the products your business consumes or produces includes reflection on where the waste is directed after it leaves your work.

The following questions are posed to trigger reflections on your business's waste management process. They are in order of highest to lowest impact action:

1. How long do the products you sell or work with last? Can you invest in products with longer lifespans?
2. Do you often dispose of products or equipment that are still in good condition? Could they be reused?
3. Could the waste you dispose of be repurposed within your business?
4. Are any products you sell or work with packaged with unsustainable materials such as Styrofoam? Could you use more sustainable packaging, such as recycled cardboard or paper?
5. Do you recycle your waste appropriately? See the Islington Council Business Waste and Recycling webpage here.

If your business deals with hazardous waste, your must dispose of it responsibly. Answer the questionnaire on UK.GOV to find out if your waste is hazardous. Read about your general obligations as a business to dispose of waste on UK.GOV.

Community

Local businesses *are* local community. The impact of climate change will be exacerbated significantly if responses are not combined and aligned across communities, and this includes businesses.

Together, business can create a hub of knowledge about climate change resilience, learning from each other and providing spaces for local communities to learn about climate response.

By joining a business community in Islington, you can gain insight from other business's sustainability strategies, share your own strategies and collaborate to achieve common goals or act in moments of climate emergency.

Islington Business Communities

Islington Sustainability Network
A community of businesses, non-profit organisations and community groups working together to support each other's sustainability journey.

The Cally Traders Association
Promotes local independent businesses in The Cally area of Islington.

The Archway Town Centre Group
An independent, not for profit, traders community in Archway.

Angel Islington BID
Support and champion Angel's business community and the neighbourhood through services, promotion, events, training and networking.

Finsbury Park Business Forum
Supports local businesses in areas such as environment, employment, building regulation, etc.

Central District Alliance
Business alliance acting in Holborn, Bloomsbury, St Giles, Clerkenwell and Farringdon.

London Resilience Forum (Council, responders)
Local Resilience Forums (LRFs) plan and prepare for catastrophic emergencies and local incidents, identifying risks and developing emergency plans to mitigate their impact on the local community. Access the London Resilience Forum here and contact them via londonresilience@london.gov.uk.

Islington Greener Together Champions
A network of volunteers across Islington organised and supported by Islington Council that plant and maintain new green spaces, act on climate change and transform neighbourhoods.

For an inquiries about the business groups, contact businesssupport@islington.gov.uk.

Environmental organisations

Your business or organisation can join a network to share knowledge and resources on reducing your environmental impact or creating positive change in the community. Islington keep a live list of organisations and networks with environmental interest here, a selection of which are below:

Islington Climate Centre

A vibrant community hub and a solution-oriented education centre, building community resilience and adaptation for a sustainable future in Islington and beyond.

Islington Clean Air Parents

Set up as a response to the alarming levels of pollution in the Borough and the increasing understanding of the dangers of air pollution young children.

Architects Climate Action Network

ACAN is a network of individuals within architecture and related built environment professionals taking action to address the twin crises of climate and ecological breakdown.

Islington Environmental Alliance (IEA)

Brings together people to work with the council to achieve the aims of Islington Council Vision 2030: Building a Net Zero Carbon Islington by 2030 through constructive challenge and input. They have monthly meetings to coordinate working group action.

Transition Highbury

A group of local citizens working to help each other, and others, to live more sustainably. (…) When we, as a community, work together, we can help show the way forward for governments, business and communities.

Power Up North London

A group of committed volunteers in North London who work with local communities to fund, install, own and manage their own low-carbon energy solutions.

Elect a sustainability champion

Through electing a sustainability champion, your business group can help each other better prepare for current and future effects of climate change. A sustainability champion is a member of the group who is most motivated to pursue climate resilience and is able to offer support to other businesses.

They can share resources that support these businesses' climate resilience plan and help raise awareness of the risks of climate change most applicable to your business network. Sustainability champions can also pursue a more holistic perspectives of the interactions between climate change and business, for example through a Doughnut Economics Framework

Support and Educate your Community

You can support the people in your local community who are most impacted by climate change, including: elderly people, children, people with disabilities, people who live in social housing, homeless people.

You can support them through donations of funds or extra unneeded stock/supplies.

Consider offering your employees volunteer days, which they can take off to support your local community.

This could be taken individually, or as a business collective action. In addition to the organisations that support vulnerable people listed, employees or the business could volunteer with environmental organisations such as Transition Highbury or Islington Climate Centre.

Learn

Learn about climate change, the planetary boundaries, and climate topping points.

Research about sustainable business models, such as the Doughnut Economics Action Lab.

Research about sustainable business models for the sectors of the businesses in your business group.

Understand which climate risks will impact your business.

Share

Explain the importance of developing a Climate Resilience Plan in business group meetings.

Have 1-1 meetings with business representatives to understand their climate concerns.

Share this toolkit with other businesses and set a timeframe for the business to create a Climate Resilience Plan.

Support individual business plan development processes and contact Islington Sustainability Network and Love Design Studio as necessary.

climateresilience@lovedesignstudio.co.uk

hello@islingtonsustainability.network

Raise Awareness of Climate Change Risks and Mitigation Measures in Islington

Run training sessions with your employees and community to educate them about climate change and the risks it poses to them. There are several free education materials available online. Consider giving your employees time to go through a free online course such as Climate Science and Action on Coursera.

If you would like a climate change training bespoke to your company, contact ISN and Love Design Studio.

You can additionally raise awareness of climate change by making climate change information and resources available to the public. This is particularly relevant if you are a publicly accessible business. Potential actions include:

1. Contacting local community groups, such as community and leisure centres, churches and mosques, and offer them a place in participating in any climate resilience training you offer to your employees.
2. Putting up posters about climate change risks and how to deal with them on publicly accessible notice boards.

Share Methods to Reduce Climate Risks

Share resilience strategies with your community! Direct them to the London Community Resilience Toolkit, which highlights how communities can respond to climate events such as heatwaves and flooding. The toolkit also guides communities on how to develop their resilience plans. Share the Overheating Adaptation Guide for Homes the local community to help people prepare for incoming heat waves, and direct them to the British Red Cross resources on how to mitigate and react to flooding.

Additionally, direct your community to Islington Council's Cool Space Map, which highlights free to access facilities that help people keep cool, such as libraries, community centres, faith venues and public water fountains. Each listing on the map includes accessibility details, opening hours, and facilities. Consider also adding your premises to the map if your place of business is open to the public, free to access, staffed, and cooler inside than outside. You can register your interest in uploading your premises via the Cool Space Website.

You can help disseminate methods on how to reduce climate risks by contacting local community groups, such as community and leisure centres, churches and mosques, and sharing it with them directly. You can also post about said resources on your social media and company website, potentially tagging local community groups and asking them to repost these resources to their network.

Appendix C

These Appendices provide printable versions of the:

Climate risk self-assessment

Climate Risk
Self - Assessment

The following climate hazards have been identified that could directly or indirectly affect Islington businesses:

Direct climate hazards

FL – Flooding: extreme rainfall, including surface water flooding, basement flooding, and drainage system overload.

O – Overheating: extreme heat, affecting both outdoor environments and indoor workplaces, with risks from building overheating, equipment failure, and reduced worker productivity.

D – Drought: prolonged lack of rainfall, affecting water supply and increasing competition for resources.

Indirect climate hazards

E – Energy & Utilities: risks to energy-intensive or dependent businesses from power outages, grid strain during peak demand, and rising energy costs.

SC – Supply Chain: reduced availability of goods, materials, or services due to climate-related events locally or globally.

FI – Food Insecurity: reduced supply or higher prices caused by crop failures, livestock losses, and damage to food distribution infrastructure.

ID – Infectious Diseases: increased spread of diseases influenced by changing climate patterns, including heat-related health risks and vector-borne illnesses.

Place each of the seven climate hazards on the chart below, rating their likelihood and severity using the results from your business's self-assessment. This will help identify the climate risks most relevant to your operations.

FL O D E SC FI ID

Climate Risk Matrix (Example)		Severity of Impact for your business				
		1	2	3	4	5
Likelihood of affecting your business	5					
	4					
	3					
	2					
	1					

Likelihood: 1 unlikely - 5 likely **Severity: 1 negligible - 5 major**

Climate Resilience
Self - Assessment

	Climate Resilience Self-Assessment Questions	Climate Hazard	Risk Level (H/M/L)	Risk Multiplier	Yes	In Part	No	Priority
1					1	2	3	
2					1	2	3	
3					1	2	3	
4					1	2	3	
5					1	2	3	
6					1	2	3	
7					1	2	3	
8					1	2	3	
9					1	2	3	
10					1	2	3	
11					1	2	3	
12					1	2	3	
13					1	2	3	
14					1	2	3	
15					1	2	3	
16					1	2	3	
17					1	2	3	
18					1	2	3	
19					1	2	3	

1–3 (Low): Monitor/maintain; review annually.
4–6 (Medium): Plan and fund fixes; deliver within 3–12 months.
7–9 (High/ASAP): Fix urgently; start now (e.g., renew insurance, install shading).

Appendix D

References and External Links

External Resources

Decarbonisation

Title	Author	Link
Business Climate Certifications	ISO 14001	https://www.british-assessment.co.uk/services/iso-14001/?utm_campaign=ISO+14001&utm_term=environmental%20management%20system%20iso%2014001&utm_source=adwords&utm_medium=ppc&hsa_ver=3&hsa_acc=6188181041&hsa_mt=e&hsa_src=g&hsa_cam=19921997709&hsa_grp=151659039750&hsa_tgt=aud-456271378044:kwd-13751806492&hsa_kw=environmental%20management%20system%20iso%2014001&hsa_ad=653660090361&hsa_net=adwords&utm_campaign=Google+Ads+-+ISO+14001+Certification+(Search)&utm_term=environmental%20management%20system%20iso%2014001&utm_source=adwords&utm_medium=ppc&hsa_ver=3&hsa_acc=6188181041&hsa_mt=e&hsa_src=g&hsa_cam=19921997709&hsa_grp=151659039750&hsa_tgt=aud-456271378044:kwd-13751806492&hsa_kw=environmental%20management%20system%20iso%2014001&hsa_ad=653660090361&hsa_net=adwords&gad_source=1&gad_campaignid=19921997709&gbraid=0AAAAAD-mhuKCZpww4OV75CS31Ka8R4dAP&gclid=Cj0KCQjwmK_CBhCEARIsAMKwcD6dEJx8MS_4YupO5f64SDnQLnN3cYTE9jlCDQfzJHfCJVAB7jWx3oaAnyxEALw_wcB
	FSC Certification	https://uk.fsc.org/
	Corporate net-zero schemes	https://sciencebasedtargets.org/net-zero
Net Zero guides for businesses in different sectors, including: Apparel and Footwear; Air Transport; Automotive and Land Transport; Buildings; Chemicals; Cement; Financial Institutions; Forest, Land and Agriculture; Maritime; Oil and Gas; Power; Steel	Science-Based Targets	https://sciencebasedtargets.org/standards-and-guidance
Business waste collection	Islington council	https://www.islington.gov.uk/business/business-waste/collections-times
Hazardous waste	UK.GOV	https://www.gov.uk/dispose-hazardous-waste
Vision 2030: Building a Net Zero Carbon Islington by 2030	Royal Borough of Islington	https://www.islington.gov.uk/~/media/sharepoint-lists/public-records/energyservices/businessplanning/strategies/20202021/20201209vision2030islingtonzerocarbonstrategy1.pdf
Delivering Net Zero: Key Considerations for Commercial Retrofits	UKGBC	https://ukgbc.org/resources/delivering-net-zero-key-considerations-for-commercial-retrofits/
Energy Efficiency and Retrofit in Historic Buildings	Historic England	https://historicengland.org.uk/advice/technical-advice/retrofit-and-energy-efficiency-in-historic-buildings/
Green Lease Toolkit	Better Buildings Partnership	https://www.betterbuildingspartnership.co.uk/green-lease-toolkit-0
Energy savings for businesses: grants	Islington council	https://www.islington.gov.uk/business/energy-services
Draft Climate Action SPD	Islington council	https://www.letstalk.islington.gov.uk/draft-climate-action-supplementary-planning-document

Decarbonisation Cont'd

Title	Author	Link
Islington Permitted Development Guide for Net Zero Works	Royal Borough of Islington	https://www.islington.gov.uk/-/media/sharepoint-lists/public-records/planningandbuildingcontrol/information/adviceandinformation/20242025/islington-nz-pd-guide.pdf?la=en&hash=1A42CFA4E9C609925F9EF081B1DD22D3DD8FF73B
London Heat Map	Mayor of London	https://apps.london.gov.uk/heatmap/
Technical Guidance for Calculating Scope 3 Emissions	Greenhouse Gas Protocol	https://ghgprotocol.org/sites/default/files/2023-03/Scope3_Calculation_Guidance_0%5B1%5D.pdf
Draft Retrofit Handbook	Islington Council	https://www.letstalk.islington.gov.uk/retrofit-handbook-draft-how-to-make-your-building-more-energy-efficient
Retail, Trade and Hospitality, Arts, Entertainment and Recreation		
Your guide to supply chain decarbonization Guide Supply Chain: Retail sector	Sweep	https://www.sweep.net/pdf/sweep_guide_sfsc_finalretail-5577.pdf
Retail Climate Action Roadmap	The British Retail Consortium	https://brc.org.uk/media/o5ikyazz/executive-summary.pdf
Retail's Route to Net-zero Emissions	Canada Climate Law Initiative	http://ccli.ubc.ca/wp-content/uploads/2022/01/Retails-Route-to-Net-zero-Emissions.pdf
Admin, IT, Finance and STEM		
Decarbonisation Guidance for the Finance Sector	Science-based targets	https://sciencebasedtargets.org/sectors/financial-institutions
Health, Social Work and VCSEs		
Delivering a 'Net Zero' National Health Service	NHS	https://www.england.nhs.uk/greenernhs/wp-content/uploads/sites/51/2020/10/delivering-a-net-zero-national-health-service.pdf
Education		
Sustainability and climate change: a strategy for the education and children's services systems	Department for Education	https://www.gov.uk/government/publications/sustainability-and-climate-change-strategy/sustainability-and-climate-change-a-strategy-for-the-education-and-childrens-services-systems
Manufacturing, Construction & Light Industry		
Hempcrete	Natural Building Store	https://naturalbuildingstore.com/
Adapting to Climate Change: A Guide for the Energy and Utility Industry	BSR	https://www.bsr.org/reports/BSR_Climate_Adaptation_Issue_Brief_Energy_Utilities.pdf

External Resources

Adaptation

Title	Author	Link
Admin, IT, Finance and STEM		
Resilient pathways: the adaptation of the ICT sector to climate change	ITU-UNICEF	https://www.itu.int/en/ITU-T/climatechange/Documents/Publications/Resilient_Pathways-E.PDF
Overheating Adaptation		
Overheating Adaptation Guide for Homes	Shade the UK	https://www.shadetheuk.com/overheating-adaptation-guide-for-homes
Flooding		
Check Your Long-Term Flood-Risk	UK Government	https://www.gov.uk/check-long-term-flood-risk
Business Flood Planning Guide	The Flood Hub	https://thefloodhub.co.uk/wp-content/uploads/2018/08/FT-Q-R73-Flood-Hub-Business-Flood-Planning-Guide.pdf
Floods in the UK: advice on staying safe and protecting your home	British Red Cross	https://www.redcross.org.uk/get-help/prepare-for-emergencies/how-to-prepare-for-floods-and-flooding
Floodings Insurance	FloodFlash	https://floodflash.co/
	Sutcliffe & Co.	https://www.sutcliffeinsurance.co.uk/
	Towergate Insurance	https://www.towergateinsurance.co.uk/home-and-property/flood-risk-insurance
	Hicox	https://www.hiscox.co.uk/business-insurance/bi?traffic=ppc&cmp=Brand&&infinity=ict2~net~gaw~ar~580160532877~kw~hiscox%20commercial%20insurance~mt~p~cmp~Brand+DC+-+Phrase+%5Badv:+Hiscox+UK%5D+%5Bchn:+Paid+Search%5D+%5Bini:+Brand%5D+%5Btgt:+Brand%5D+%5Bfun:+Action%5D+%5Bstr:+Reg%5D+%5Bplt:+G%5D~ag~Hiscox+-+Insurance&gad_source=1&gad_campaignid=143655208&gbraid=0AAAAADjs6yg-uZoSP9N5NhpNUh1tX-EMn&gclid=CjwKCAjwulbBBhBvEiwAsNypvZZ5fEaORldi-TmpaITgJuqveQChYMa53RIECrAnhsL5pc8E9rO0ABoC7rUQAvD_BwE&gclsrc=aw.ds
	Axa	https://www.axa.co.uk/businessinsurance/bi/?utm_content=monthly&gad_source=1&gad_campaignid=20646050868&gbraid=0AAAAADo-bSfrA23iWcsySLMY3m_LnvX3E&gclid=CjwKCAjwuIbBBhBvEiwAsNypvQ2NrIxdTHjBgz6_fM2Tvy4gcs2LeQso8r77wk7P5gZlPaGqHaBTOxoCvkoQAvD_BwE&gclsrc=aw.ds
Energy Security		
Decrease the energy consumption of your data centre	Star Energy	https://www.energystar.gov/sites/default/files/asset/document/DataCenter-Top12-Brochure-Final.pdf
Supply Chain		
Refurbished technologies	Back Market	https://www.backmarket.co.uk/en-gb

Community

Title	Author	Link
Climate change education resources	WWF	https://www.wwf.org.uk/get-involved/schools/resources/climate-change-resources
Weather Together: resource for environmental education	British Red Cross	https://www.redcross.org.uk/get-involved/teaching-resources/weather-together-resources?gad_source=1&gad_campaignid=21910040330&gbraid=0AAAAAD_j2cCJ-JN1CL6ww4Vmm7A8oEwzA&gclid=CjwKCAjw_pDBBhBMEiwAmY02Nu0l45FXiPQPDLy2IIdgRlnqCTdVWLzr7PMxcvykNWpvd0JsiMRHDxoCRh8QAvD_BwE
Community Energy Fund	Royal Borough of Islington	https://www.islingtonsupportpayment.co.uk/sitecore/content/home/advice/voluntary-and-community-sector/funding-support/islington-community-energy-fund
Doughnut Economics Framework: Business and Enterprise	Doughnut Economics Action Lab	https://doughnuteconomics.org/themes/business-enterprise
London Resilience Forum	Mayor of London	https://www.london.gov.uk/programmes-strategies/fire-and-city-resilience/london-resilience-forum
A Collated List of Online Climate Change Learning Resources	Sustainability and Environmental Education	https://se-ed.org.uk/a-collated-list-of-online-climate-change-learning-resources/?utm_source=chatgpt.com
From Climate Science to Action	Coursera	https://www.coursera.org/learn/climate-science?utm_medium=sem&utm_source=gg&utm_campaign=b2c_emea_x_multi_ftcof_career-academy_cx_dr_bau_gg_pmax_gc_gb_en_m_hyb_25-04_x&campaignid=22490486852&adgroupid=&device=c&keyword=&matchtype=&network=x&devicemodel=&creativeid=&assetgroupid=6571531540&targetid=&extensionid=&placement=&gad_source=1&gad_campaignid=22483915359&gbraid=0AAAAADdKX6bpgrScpmOzipgFps69UY1-O&gclid=CjwKCAjwruXBBhArEiwACBRtHfbrM_0zmwykQKDAWHoUQh-5-Td80YadOfxLBCC-lhnuBikQx-Hy0BoCsccQAvD_BwE
London Community Resilience Toolkit	Communities Prepared	https://www.communitiesprepared.org.uk/london-community-resilience-toolkit/
Local Business Groups	Islington Sustainability Network	https://islingtonsustainability.network/
	Greener Practice	https://www.greenerpractice.co.uk/
	The Cally Traders Association	https://www.instagram.com/thecallylondon/
	The Archway Town Centre Group	https://www.archwaylondon.com/
	Finsbury Park business Forum	Contact: info@finsburyparkbusinessforum.co.uk
	Central District Alliance	https://www.centraldistrictalliance.com/
	Angel Islington BID	https://www.angelislington.london/bid
Local charities that support people vulnerable to climate change	Circle of Care	https://circlecare.co.uk/
	Advance Housing & Support	https://www.advanceuk.org/
	Action for Children	https://www.actionforchildren.org.uk/
	Single Homeless Project	https://www.shp.org.uk/
	Newlon Housing trust	https://www.newlon.org.uk/
	Shelter from the Storm	https://sfts.org.uk/

References

[1] Boyd, E., Leigh G., and Sutton, J. (2024). *The London Climate Review*. Available at: https://www.london.gov.uk/sites/default/files/2024-07/The_London_Climate_Resillience_Review_July_2024_FA.pdf [Accessed 30 June 2025]

[2] Cervest, H. (2022). How the urban heat island effect makes cities vulnerable to climate change. Available at: https://ukgbc.org/news/how-the-urban-heat-island-effect-makes-cities-vulnerable-to-climate-change/ [Accessed 30 June 2025]

[3] UK Health Security Agency (2023). Health Effects of Climate Change (HECC) in the UK. Available at: https://assets.publishing.service.gov.uk/media/659ff6a93308d200131fbe78/HECC-report-2023-overview.pdf [Accessed 30 June 2025]

[4] Chapman, J. and Musiat, S. (2025). Climate and health: health and care systems' preparedness for the changing climate. Available at: https://post.parliament.uk/climate-and-health-health-and-care-systems-preparedness-for-the-changing-climate/ [Accessed 30 June 2025]

[5] UK.GOV (2017). London's Urban Heat Island – Average Summer. Available at: https://data.london.gov.uk/dataset/london-s-urban-heat-island---average-summer [Accessed 28 July 2025]

[6] Hickman, C., Marks, E., Pihkala, P., Clayton, S., Lewandowski, R.E., Mayall, E.E., Wray, B., Mellor, C. and van Susteren, L. (2021). Climate anxiety in children and young people and their beliefs about government responses to climate change: A global survey. *The Lancet Planetary Health*, [online] 5(12). doi:https://doi.org/10.1016/s2542-5196(21)00278-3.

[7] Climate Change Committee (2024). Progress in adapting to climate change: 2025 report to Parliament. Available at: https://www.theccc.org.uk/publication/progress-in-adapting-to-climate-change-2025/ [Accessed 30 June 2025]

[8] Hume, K. (2024). UK summer storm projections and why flood risk remains high. Available at: https://floodflash.co/uk-summer-storm-projections-and-why-flood-risk-remains-high/ [Accessed 30 June 2025]

[9] Met Office (2022). UKCP Headline Findings. Available at: https://www.metoffice.gov.uk/research/approach/collaboration/ukcp/summaries/headline-findings [Accessed 30 June 2025]

[10] Office for National Statistics (2021). Labour Market Profile – Islington. Available at: https://www.nomisweb.co.uk/reports/lmp/la/1946157251/report.aspx [Accessed 30 June 2025]

[11] Royal Borough of Islington (2017). Local flood risk management strategy. Available at: https://democracy.islington.gov.uk/documents/s11319/Islington%20LFRMS%20March%202017.pdf [Accessed 30 June 2025]

[12] Shade the UK (2024). Building Heat-Resilient Neighbourhood. Available at: https://www.shadetheuk.com/building-heat-resilient-neighbourhoods [Accessed 30 June 2025]

[13] Royal Borough of Islington (2024). Economy report for Islington. Available at: https://stats.islington.gov.uk/economy-and-employment/#/view-report/9e93e3faae4c449084e459fcd86e88d0/___iaFirstFeature/G3 [Accessed 30 June 2025]

[14] Department for Environment, Food and Rural Affairs (20250. Climate adaptation research and innovation framework. Available at: https://www.gov.uk/government/publications/climate-adaptation-research-and-innovation-framework/climate-adaptation-research-and-innovation-framework [Accessed 30 June 2025]

[16] World Green Building Council (2022). Climate change resilience in the built environment. Available at: https://drive.google.com/file/d/1dSmqifTvdyNAHGwuVK_kForRLnAxx0hI/view?pli=1 [Accessed 30 June 2025]

[17] Capgemini (2020). How sustainability is fundamentally changing consumer preferences. Available at: https://www.capgemini.com/gb-en/insights/research-library/how-sustainability-is-fundamentally-changing-consumer-preferences/ [Accessed 30 June 2025]

[18] FloodFlash (2022). The FloodFlash Commercial Risk Report. Available at: https://www.towergate.com/media/2388/ff-commercial-risk-report-2022-002.pdf [Accessed 30 June 2025]

[19] NHS (2020). Delivering a 'Net Zero' National Health Service. Available at: https://www.england.nhs.uk/greenernhs/wp-content/uploads/sites/51/2020/10/delivering-a-net-zero-national-health-service.pdf [Accessed 30 June 2025]

[20] Tony Wolf, S., Cottle, R.M., Fisher, K.G., Vecellio, D.J. and Larry Kenney, W. (2023). Heat stress vulnerability and critical environmental limits for older adults. *Communications Earth & Environment*, [online] 4(1), pp.1–10. Doi:https://doi.org/10.1038/s43247-023-01159-9.

[21] NHS Foundation Trust (2023). Review of the guy's and St Thomas' it critical incident final report from the deputy chief executive officer. Available at: https://www.guysandstthomas.nhs.uk/sites/default/files/2023-01/IT-critical-incident-review.pdf [Accessed 30 June 2025]

[22] Landeg, O., Whitman, G., Walker-Springett, K., Butler, C., Bone, A. and Kovats, S. (2019). Coastal flooding and frontline health care services: challenges for flood risk resilience in the English health care system. *Journal of Health Services Research & Policy*, 24(4), pp.219–228. doi:https://doi.org/10.1177/1355819619840672.

[23] Acosta-España, J. D., Romero-Alvarez, D., Luna, C., & Rodriguez-Morales, A. J. (2024). Infectious disease outbreaks in the wake of natural flood disasters: global patterns and local implications. *Le infezioni in medicina*, *32*(4), 451–462. https://doi.org/10.53854/liim-3204-4

[24] National Audit Office (2023). Environmental Sustainability Overview. Available at: https://www.nao.org.uk/wp-content/uploads/2023/06/environmental-sustainability-overview-summary.pdf [Accessed 30 June 2025]

[25] Yaghoobian, N., Kleissl, J. and Krayenhoff, E.S. (2010). Modeling the Thermal Effects of Artificial Turf on the Urban Environment. *Journal of Applied Meteorology and Climatology*, 49(3), pp.332–345. doi:https://doi.org/10.1175/2009jamc2198.1.

[26] Cheng, H., Hu, Y. and Reinhard, M. (2014). Environmental and health impacts of artificial turf: a review. *Environmental science & technology*, [online] 48(4), pp.2114–29. doi:https://doi.org/10.1021/es4044193.

[27] Loughner, C.P., Allen, D.J., Zhang, D.-L., Pickering, K.E., Dickerson, R.R. and Landry, L. (2012). Roles of Urban Tree Canopy and Buildings in Urban Heat Island Effects: Parameterization and Preliminary Results. *Journal of Applied Meteorology and Climatology*, 51(10), pp.1775–1793. doi:https://doi.org/10.1175/jamc-d-11-0228.1.

[28] Save the Children (2022). Climate resilient programming in education. Available at: https://resourcecentre.savethechildren.net/pdf/Climate-Resilient-Programming-in-Education-Tool.pdf/ [Accessed 30 June 2025]

[29] Mayor of London (n.d.). Climate resilient schools. Available at: https://www.london.gov.uk/programmes-strategies/environment-and-climate-change/climate-change/climate-adaptation/climate-resilient-schools [Accessed 30 June 2025]

[30] University of the Build Environment (2025). What is the green skills gap (and why does it matter)? Available at: https://www.ucem.ac.uk/whats-happening/articles/green-skills-gap/ [Accessed 30 June 2025]

[31] Department for Energy Security and Net Zero (2025). 2023 UK Greenhouse Gas Emissions, Final Figures. Available at: https://assets.publishing.service.gov.uk/media/67a30e4f7da1f1ac64e5feb1/2023-final-greenhouse-gas-emissions-statistical-release.pdf [Accessed 30 June 2025]

[32] Committee on Climate Change (2020). Interacting risks in infrastructure and the built and natural environments. Available at: https://www.ukclimaterisk.org/wp-content/uploads/2020/07/Interacting-Risks_WSP.pdf [Accessed 30 June 2025]

[33] Barbhuiya, S. and Bhusan Das, B. (2022). A comprehensive review on the use of hemp in concrete. *Construction and Building Materials*, 341, p.127857. doi:https://doi.org/10.1016/j.conbuildmat.2022.127857.

[34] Scarborough, P., Clark, M., Cobiac, L., Papier, K., Knuppel, A., Lynch, J., Harrington, R., Key, T. and Springmann, M. (2023). Vegans, vegetarians, fish-eaters and meat-eaters in the UK show discrepant environmental impacts. *Nature Food*, [online] 4(7), pp.565–574. doi:https://doi.org/10.1038/s43016-023-00795-w.

[35] The Flood Hub (2022). Business Flood Planning Guide. Available at: https://thefloodhub.co.uk/wp-content/uploads/2018/08/FT-Q-R73-Flood-Hub-Business-Flood-Planning-Guide.pdf [Accessed 30 June 2025]